

Tracking



Item Code FS170058 Nov 04 Edition 1

0845 300 1818

What is Tracking?

Tracking is one of the traditional Scouting activities and involves Cub Scouts leaving signs or symbols made from natural material on a trail or course for others to follow.

Indoor Tracking Ideas

Tracking Posters & Charts

Cubs can make Tracking charts or posters, this will help them learn Tracking sign and serve as a handy reminder of them. All you need is some matchsticks or twigs, a piece of card or paper for each poster and some glue or sticking tape.

Cubs stick the matchsticks to the paper to make the Tracking signs and write the meaning under each sign.

Indoor Tracking Trails.

Cubs lay an indoor trail and other Cubs follow the trail, this is a good activity for Sixers to run. You will need matchsticks/twigs, tables and chairs to make obstacles.

Team A lays out a trail using tracking signs (team B must not be able to see the trail before it is finished). Team B then follows the trail; you could award points for good tracking. When team B has completed the trail swap the teams around.

Outdoor Tracking ideas.

Tracking is very simple and easy to run. All you need is a supply of sticks/twigs or stones.

Cubs Trails

Cubs can lay their own trails for others to follow; you do not have to use Cubs for this. Parents or other adults could follow the trails. A Tracking trail should be about 100 meters long.

Leaders Trails




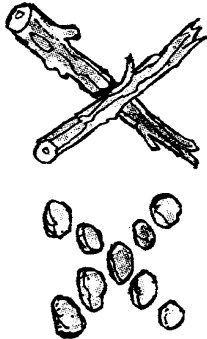
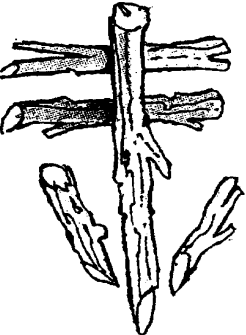
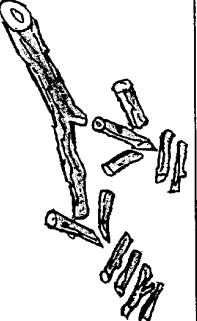

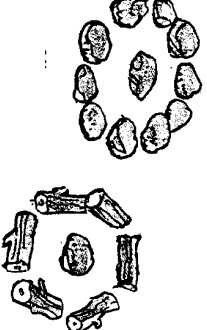
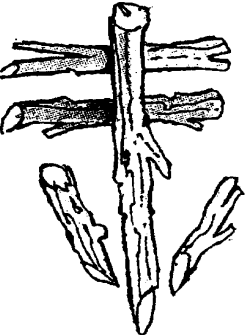
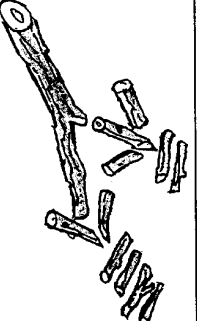

You can lay trails for your Cubs to follow. Cubs love stories so you could come devise a theme for the trail. For example; Cubs could follow a trail to find treasure or rescue a crashed pilot. Tracking can also be combined with other activities such as map reading. Start your Cubs off on a trail following a simple map. When they arrive at the end of the mapped trail they can continue on a Tracking Trail.

Remember to ensure that all Cubs are properly supervised. It is also a good idea to have an end of activity signal too call any Cubs back to the start of a trail, a long blast on a whistle is ideal for this.

The Scout Information Centre

Gilwell Park Chingford London E4 7QW Tel + 44 (0)20 8433 7100 Fax + 44 (0)20 8433 7103 email info.centre@scout.org.uk www.scoutbase.org.uk

COMMON TRACKING SIGNS

			
<p>Water in this Direction</p> 	<p>Turn (Left or Right)</p> 	<p>This Way</p> 	<p>Not this Way</p> 
<p>This way over Obstacle</p> 	<p>Party Split Up</p> 	<p>Message this Way</p> 	<p>Gone Home</p> 